








# Which box is the best choice for my bike?

You can use every of our control modules for almost every bike. However, below is a small table with the differences between our control modules:

Functions	H-Box	D-Box	G-Box	T-Box	B-Box	C-Harness	C-BS Harness
							
Headlight control	Yes	Yes	Yes	Yes	Yes	Yes	Yes
Implemented direction indicator relay	Yes	Yes	Yes	Yes	Yes	Yes	Yes
Horn control	Yes	Yes	Yes	Yes	Yes	Yes	Yes
Starter control	Yes	Yes	Yes	Yes	Yes	Yes	Yes
Brakelight control	-	Yes	Yes	Yes	Yes	Yes	Yes
Ignition control	-	Yes	Yes	Yes	Yes	Yes	Yes
Neutral switch input	-	-	Yes	Yes	Yes	Yes	Yes
Side stand switch input	-	-	Yes	Yes	Yes	Yes	Yes
Control with handlebar buttons	Yes	Yes	Yes	Yes	Yes	Yes	Yes
Switches for headlight / direction indicators possible	Yes	Yes	-	-	Yes	-	Yes
Outputs for oil, neutral, turn indicators to speedo	-	-	-	Turn Ind.	-	Yes	Yes
Recommended electrical knowledge and skills:	Low	Low	Medium	Low	Low	Higher	Higher
Comments:	Very small, also good for kickers, basic functions, fit in the most headlights.	Very small, good for the most bikes if you use the original handle bar switches.	Very small, only push button control with all basic functions	Very small, 2 - button control of all functions.	Good for bikes for an easier installation if the size and the required space does not matter.	Digital harness for button control, saves a few hours workshop time and some meters cable.	Digital harness, saves a few hours workshop time and some meters cable.